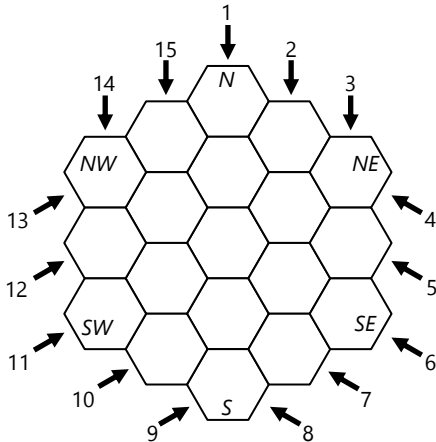


Thanks for stopping by
The Diner near the Edge of the Galaxy

The Honeycomb Solution

By Brandon Bray and Katie Flinn

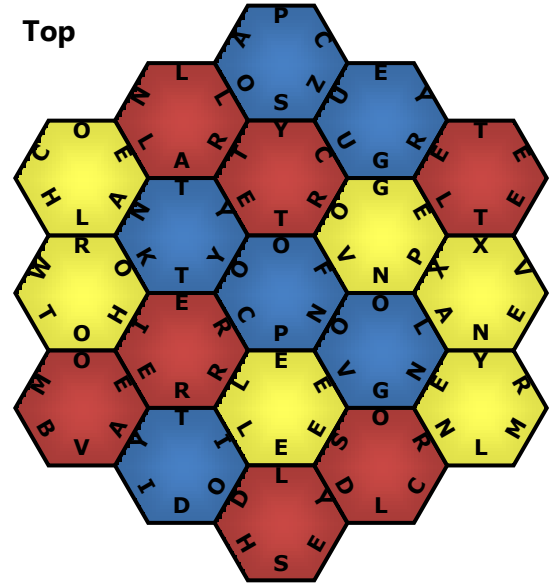
The given perspective of the honeycomb allows you to identify which color goes where (shown on right). For the rest, you have to build a word search for given set of words. These words are given when solving other puzzles.



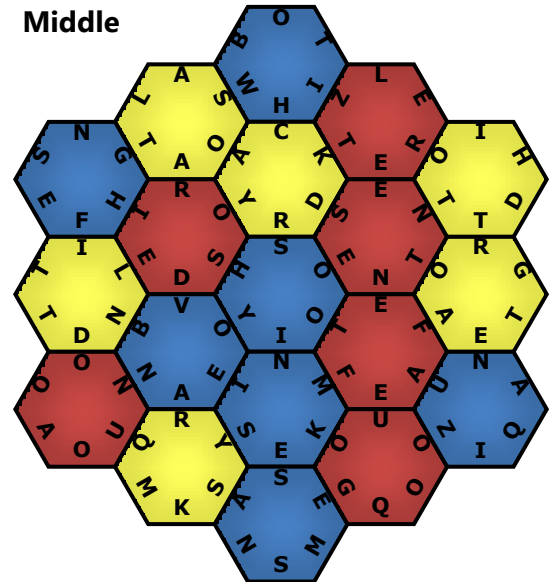
As stated in the rules, the words follow a path along a single vertical plane. There are fifteen planes in the honeycomb. The words associated with each plane are:

1. SLEEPINESS, GUINNESS, PSYCHO
2. EGGNOG, QUEEN, LOBBY
3. INERTIA, LYNX
4. AZURE, BIZARRE
5. LOADSTONE, EXPORT, FUZZ
6. QUASAR, SHISH KEBAB, CANYON
7. COOKIE, WHIRL, ABACUS
8. MAYO, MASQUERADE
9. AZTECS, HYDROGEN
10. MYSTICISM, VALVE, GAFF
11. BEER, ANNOY, OOMPH, CZAR, ELEVENTH
12. TREKKIE, YUCKY, TOKYO
13. TOCCATA, COLLEGE
14. NANNY, VODOO
15. LATTE, AARDVARK, FAUX

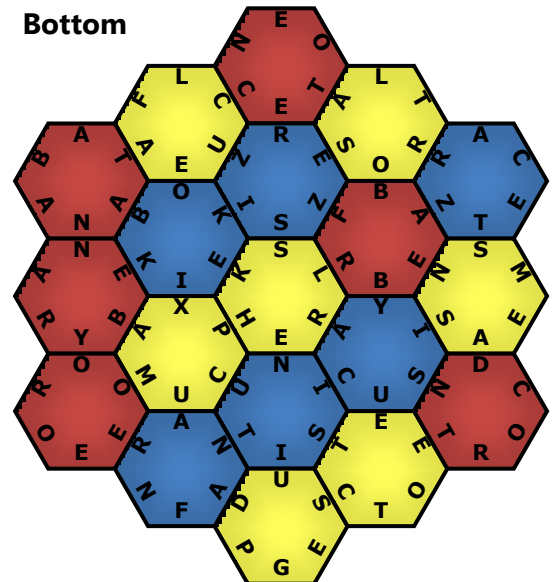
Top



Middle



Bottom



Using the fifteen planes, this is how the words are arranged within the honeycomb. The left side of the table is from the side pointed at by the arrow in the diagram on the last page.

#1 – SLEEPINESS, GUINNESS, PSYCHO

P	S	Y	T	O	P	E	E	L	S
O	H	C	R	S	I	N	E	S	S
E	E	R	S	S	E	N	I	U	G

#2 – EGGNOG, QUEEN, LOBBY

E	G	G	N	O	G	O	L
L	E	E	N	E	E	U	Q
L	O	B	B	Y	U	E	T

#3 – INERTIA, LYNX

T	T	X	N	Y	L
I	T	R	E	N	I
A	T	S	A	D	R

#4 – AZURE, BIZARRE

E	E	R	U	Z	A
D	O	R	Z	I	B
E	R	R	A	T	N

#5 – LOADSTONE, EXPORT, FUZZ

E	X	P	O	R	T	R	N
T	O	T	S	D	A	O	L
E	N	E	F	Z	Z	U	F

#6 – QUASAR, SHISH KEBAB, CANYON

M	E	N	O	N	O	Y	N	A	C
Q	U	A	T	O	H	S	I	H	S
O	N	S	A	R	K	E	B	A	B

#7 – COOKIE, WHIRL, ABACUS

C	S	E	L	R	I	H	W
O	O	K	I	E	B	N	T
O	T	S	U	C	A	B	A

#8 – MAYO, MASQUERADE

E	D	O	Y	A	M
M	A	S	Q	U	O
E	D	A	R	E	R

#9 – AZTECS, HYDROGEN

H	Y	D	R	N	R
N	E	G	O	Z	A
P	S	C	E	T	C

#10 – MYSTICISM, VALVE, GAFF

I	I	L	E	V	L	A	V
M	Y	S	M	F	F	A	G
N	N	T	I	C	I	S	M

#11 – BEER, ANNOY, OOMPH, CZAR, ELEVENTH

B	E	E	R	C	F	V	E	L	E
A	N	N	O	Y	O	E	N	T	H
O	O	M	P	H	L	R	A	Z	C

#12 – TREKKIE, YUCKY, TOKYO

T	O	K	Y	E	C	U	Y
T	L	E	O	Y	K	T	E
R	E	K	K	I	E	S	T

#13 – TOCCATA, COLLEGE

H	E	L	L	O	C
E	G	T	S	W	T
A	T	A	C	C	O

#14 – NANNY, VODOO

O	L	R	O	O	V
N	F	I	D	O	O
A	N	N	Y	O	E

#15 – LATTE, AARDVARK, FAUX

L	A	T	T	E	R	T	D
A	A	R	D	V	A	R	K
L	E	O	I	X	U	A	F

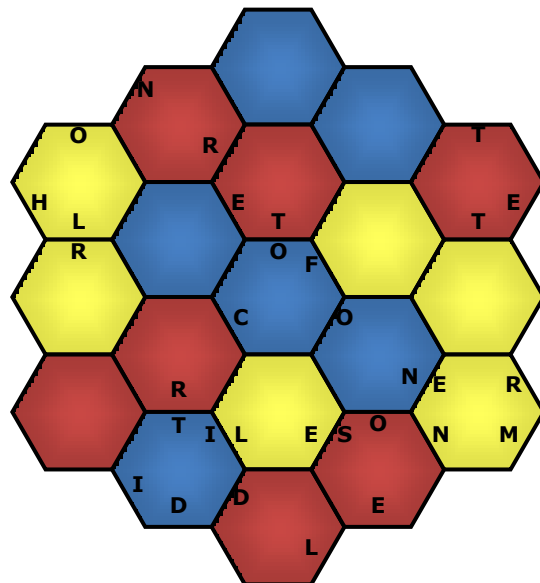
Now, eliminating the letters that are used by words reveals a message on each level of the honeycomb.

On the top level, the message is

NORTH LETTER OF CORNER TILES ON MIDDLE

Doing this produces the first word:

ONIONS

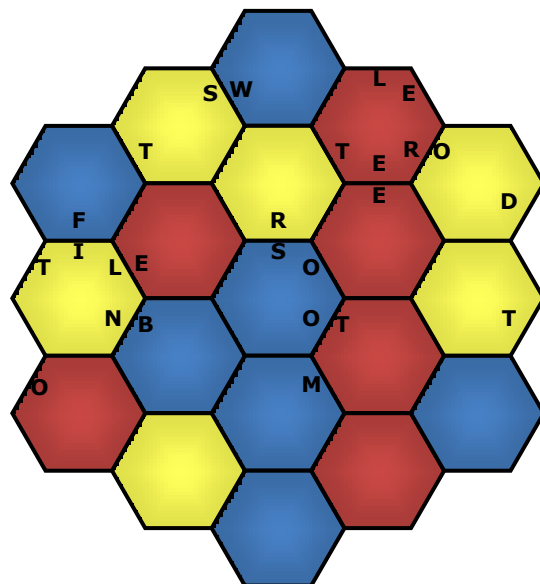


On the middle level, the message is

SW LETTER OF RED TILES ON BOTTOM

Doing this produces the second word:

CARROT

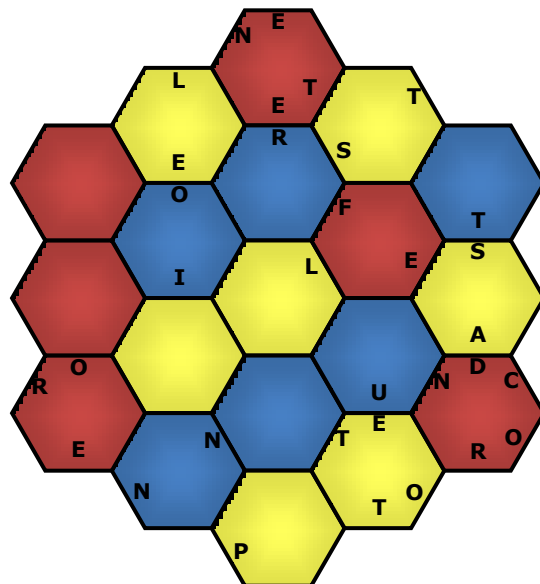


On the bottom level, the message is

NE LETTERS OF TILES AROUND CENTER ON TOP

Doing this produces the third word:

CELERY



The combination of these three ingredients is called a **MIREPOIX**, which is the final solution.